

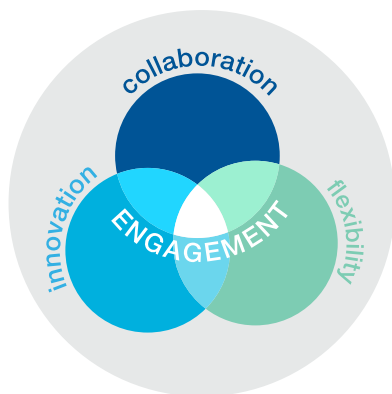


Shawmut Design and Construction | © CBT Architects | Robert Benson Photography

# RED THREAD

INNOVATING THE WORKPLACE

Steelcase



## How we help.

Business leaders around the globe are facing some critical workplace issues:

- + Employee engagement
- + Building culture
- + Supporting the emerging millennial generation
- + Wellbeing
- + Privacy

We can help you craft a workplace strategy and tailor the process to align with your business goals.




Potamus Trading | © Garrett Rowland



Town & Country Federal Credit Union | © Joseph Ferraro Photography

## Are your employees engaged?



Source: Steelcase Global Report © 2016

Employee engagement has become a paramount issue in today's workplace.

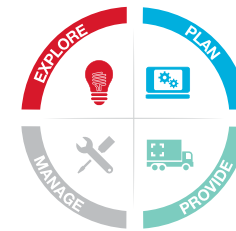
According to a study by Gallup, 70% of U.S. employees are "not engaged" or "actively disengaged" at work.

Engaged employees translate directly into higher productivity and profitability.



Sources: Gallup State of the American Workplace © 2013, Towers Watson

## How we help.



Red Thread, in partnership with Steelcase, can help you craft a workplace strategy.

We will engage your leadership and employees with workplace tools and services to understand your needs. Our team will translate your vision to reality, from design concept through implementation and ongoing support.

### EXPLORE: strategy

In the Explore phase, we help you envision a clear workplace strategy.

- Discovery Tools
- Workshops
- Workplace Surveys
- Thoughtstarters

### PLAN: design

The Plan phase is where we help transform your vision into reality.

- Live Design Experience
- Concept Review
- Pilot Space
- Design Applications
- Architectural Systems
- Audiovisual Technology
- Specification
- Finish Selection
- Technology Services

### PROVIDE: implementation

In the Provide phase, we implement your plan, reduce complexity, and ensure a great result.

- Project Management
- Warehousing, Delivery & Installation
- Employee Move Experience

### MANAGE: support

In the Manage phase, we keep your business running smoothly with comprehensive support.

- Onsite Service (Furniture, AV)
- Asset Storage & Tracking
- Customer Web Portal
- Move Management
- Reconfigurations
- Technology Asset Recycling

## Does your space support your culture?

The design of the workplace has a powerful impact on how employees feel throughout their workday.

While space isn't the answer to everything, it plays a very important role in fostering a culture of engagement.



SPACE

drives  
BEHAVIORS

which over time create  
CULTURE

## How we can work together.

Every engagement is tailored to your appetite for change and timeframe, but these scenarios serve as examples:

	SKIP	JUMP	LEAP
<b>GOALS</b>	<b>Refine</b> your space, which could include surveying employee needs and implementing new settings.	<b>Revitalize</b> your space, which might include a live design demo experience and exploring ways to increase collaboration throughout the space.	<b>Reimagine</b> your space, which may include surveys and workshops, a pilot space to test new concepts, and future-proofing with flexible building infrastructure.
<b>TIME</b>	3+ months	6+ months	12+ months
<b>ACTIVITIES</b>			
Discovery Tools		✓	✓
Workshops		✓	✓
Workplace Surveys	✓	✓	✓
Thoughtstarters	✓	✓	✓
Live Design Experience		✓	✓
Concept Review			✓
Pilot Space			✓
Design Applications	✓	✓	✓
Architectural Systems			✓
Audiovisual Technology			✓
Specification	✓	✓	✓
Finish Selection	✓	✓	✓
Technology Services			✓
Project Management	✓	✓	✓
Warehousing, Delivery, Installation	✓	✓	✓
Employee Move Experience			✓
Onsite Furniture Service	✓	✓	✓
Onsite AV Service			✓
Asset Storage & Tracking			✓
Reconfigurations		✓	✓